

Industry and Employment - Wolfeboro, NH

Industry Name	Wolfeboro, NH	Counties Carroll County	States New Hampshire	Entire Country United States
Construction	23%	16%	8%	7%
Health Care & Social Assistance	19%	17%	16%	15%
Retail Trade	13%	14%	11%	10%
Educational Services	12%	9%	10%	10%
Admin, Support, Waste Management Services	6%	7%	4%	4%
Arts, Entertainment & Recreation	4%	2%	1%	2%
Manufacturing	3%	7%	14%	11%
Real Estate	3%	2%	2%	2%
Professional/Scientific/Tech Services	3%	6%	8%	8%
Other Services (excl Public Administration)	3%	2%	4%	5%
Public Administration	3%	3%	4%	5%
Transportation & Warehousing	2%	1%	3%	5%
Information	2%	2%	2%	2%
Finance & Insurance	2%	2%	5%	5%
Accommodation & Food Services	2%	6%	4%	6%
Wholesale Trade	1%	1%	2%	3%
Agriculture, Forestry, Fishing, Hunting	0%	1%	1%	1%
Mining, Quarrying, Oil & Gas Extraction	0%	0%	0%	1%
Utilities	0%	1%	1%	1%
Management of Companies/Enterprises	0%	0%	0%	0%

Employment



69%

White Collar



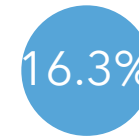
19%

Blue Collar



12%

Services



Unemployment
Rate

Businesses



507

Total Businesses



4,537

Total Employees



No High School
Diploma



26%

High School
Graduate



23%

Some College



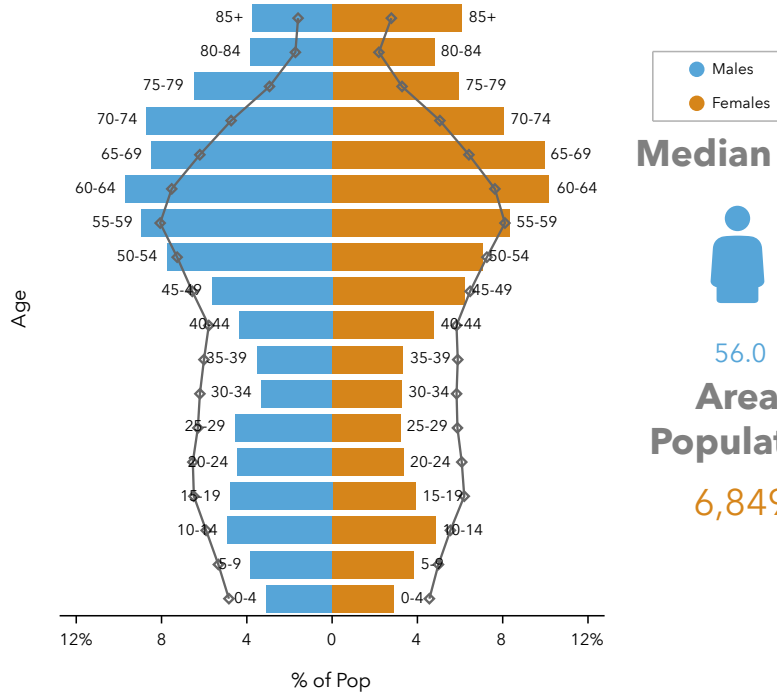
46%

Bachelor's/Grad/Prof Degree

Educational Attainment

Population and Age - Wolfeboro, NH

Age Pyramid



Dots show comparison to New Hampshire

Population Group	Growth Rate
2000-2010 Population: Annual Growth Rate (U.S. Census)	0.30%
2010-2020 Population: Annual Growth Rate (Esri)	0.87%
2020-2025 Population: Annual Growth Rate (Esri)	0.63%

Median Age

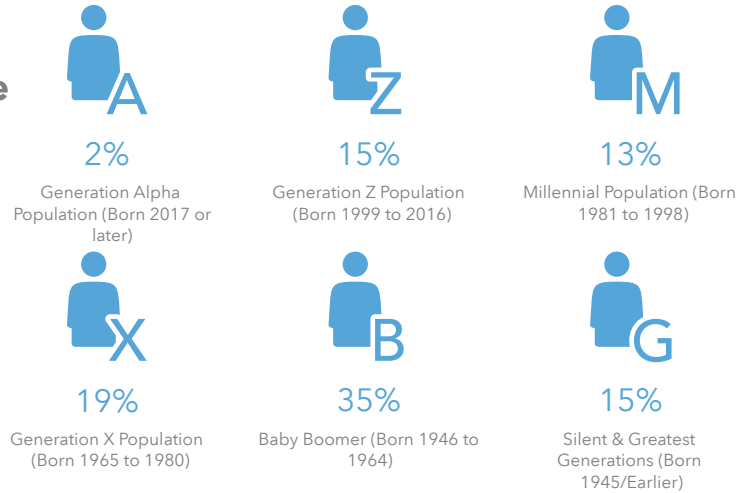


56.0

Area Population

6,849

2020 Generational Makeup



Tapestry Segments

	Rural Resort Dwellers 1,404 households	44.8% of Households
	Midlife Constants 1,119 households	35.7% of Households
	Silver and Gold 612 households	19.5% of Households

Housing - Wolfeboro, NH

Housing Statistics



\$293,031

Median Home Value



\$10,053

Average Spent on Mortgage & Basics



\$794

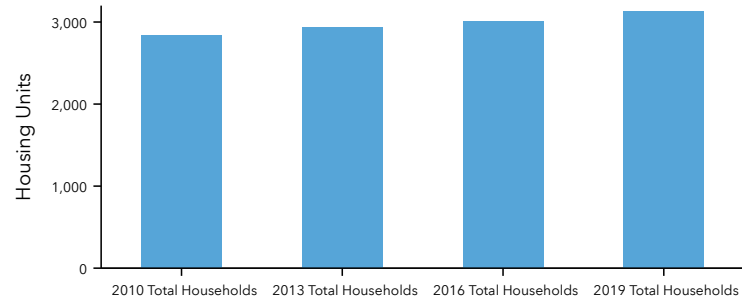
Median Contract Rent



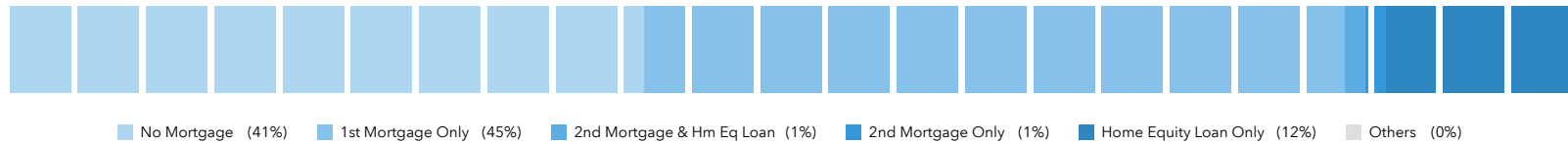
2.16

2020 Average Household Size (Esri)

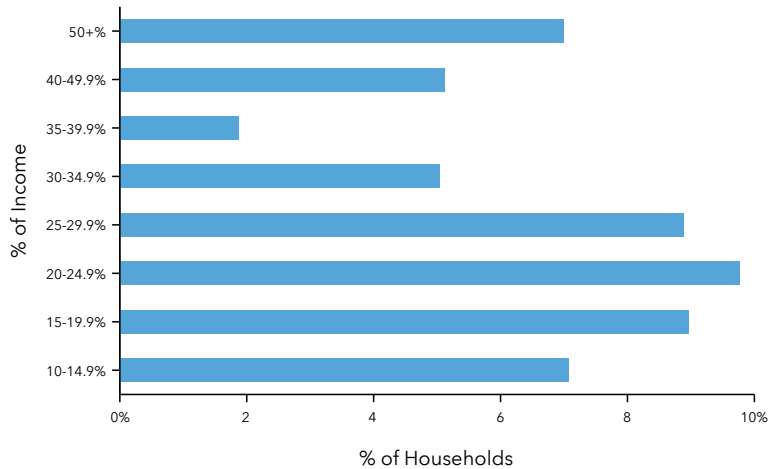
Total Households 2010 -2019



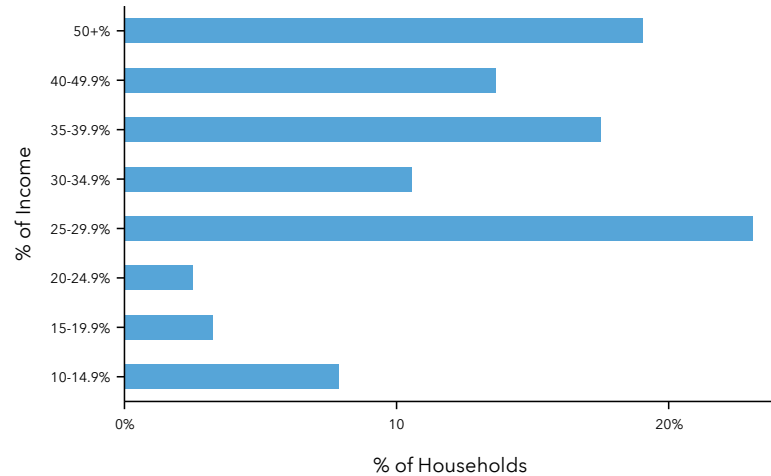
Mortgage Spectrum



Mortgage Payments as a % of Income



Rent as a % of Income



Income - Wolfeboro, NH

2020 HH Net Worth



\$167,440

Median Net Worth



\$804,579

Average Net Worth

Income Statistics

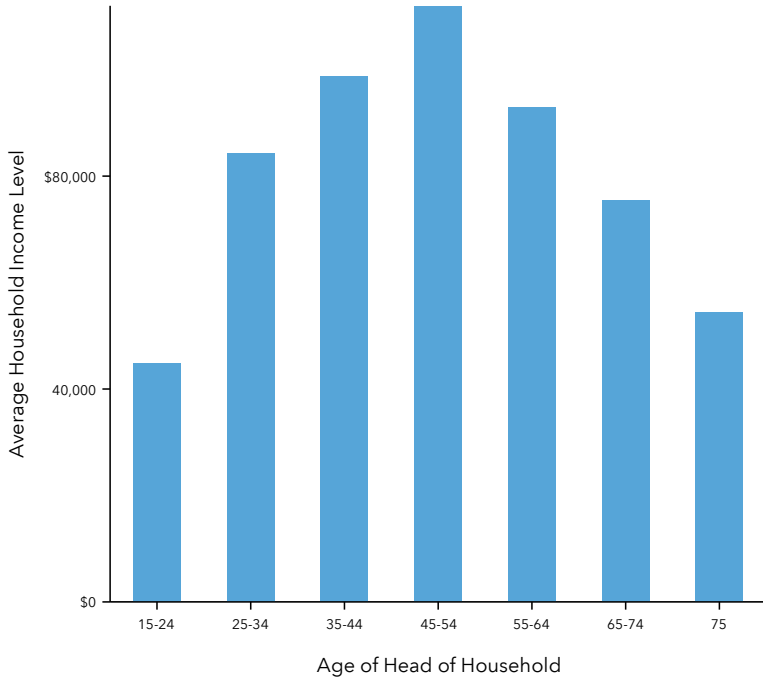
	Wolfeboro, NH	Counties	States	Entire Country
		Carroll County	New Hampshire	United States

2020 Per Capita Income \$38,140 \$35,902 \$39,400 \$34,136

2020 Median Household Income \$56,944 \$58,380 \$75,181 \$62,203

2020 Average Household Income \$83,293 \$80,744 \$98,779 \$90,054

2020 Income by Age



2020 Household Income

