

Industry and Employment - LRPC Area 3

Industry Name	LRPC Area 3	Counties Carroll County	States New Hampshire	Entire Country United States
Construction	20%	16%	8%	7%
Health Care & Social Assistance	19%	17%	16%	15%
Retail Trade	12%	14%	11%	10%
Educational Services	9%	9%	10%	10%
Admin, Support, Waste Management Services	7%	7%	4%	4%
Manufacturing	6%	7%	14%	11%
Professional/Scientific/Tech Services	4%	6%	8%	8%
Finance & Insurance	3%	2%	5%	5%
Accommodation & Food Services	3%	6%	4%	6%
Public Administration	3%	3%	4%	5%
Information	2%	2%	2%	2%
Arts, Entertainment & Recreation	2%	2%	1%	2%
Other Services (excl Public Administration)	2%	2%	4%	5%
Agriculture, Forestry, Fishing, Hunting	1%	1%	1%	1%
Wholesale Trade	1%	1%	2%	3%
Transportation & Warehousing	1%	1%	3%	5%
Utilities	1%	1%	1%	1%
Real Estate	1%	2%	2%	2%
Mining, Quarrying, Oil & Gas Extraction	0%	0%	0%	1%
Management of Companies/Enterprises	0%	0%	0%	0%

Employment



61%

White Collar



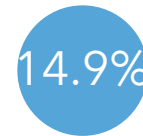
26%

Blue Collar



12%

Services



Unemployment Rate

Businesses



1,101

Total Businesses



10,070

Total Employees



No High School Diploma



34%

High School Graduate



27%

Some College



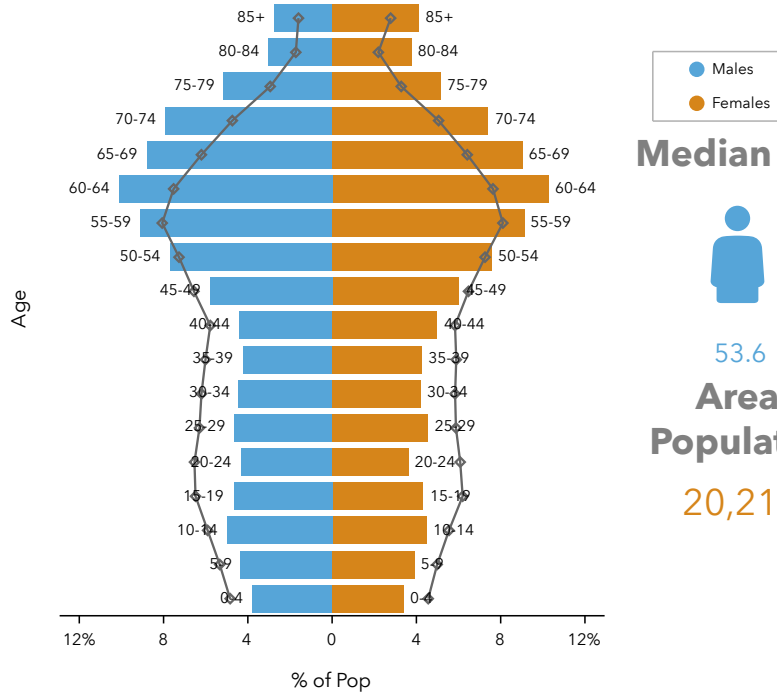
33%

Bachelor's/Grad/Prof Degree

Educational Attainment

Population and Age - LRPC Area 3

Age Pyramid



Dots show comparison to New Hampshire

Median Age

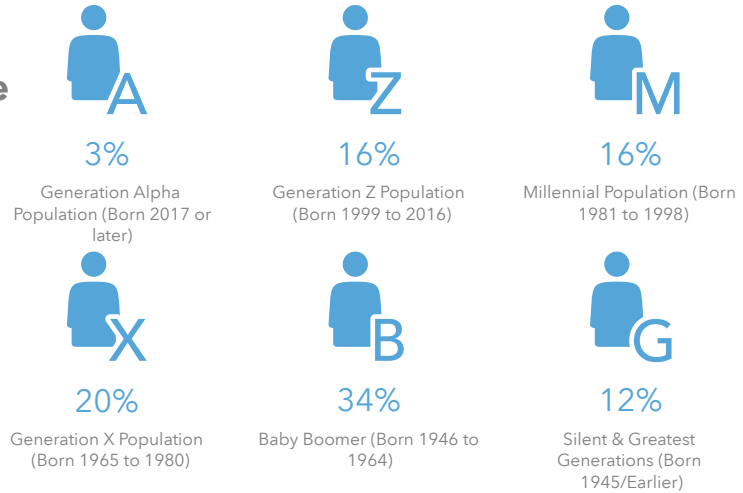


53.6

Area Population

20,219

2020 Generational Makeup



Tapestry Segments

	Rural Resort Dwellers 3,462 households	38.4% of Households
	The Great Outdoors 2,317 households	25.7% of Households
	Midlife Constants 1,119 households	12.4% of Households

Population Group	Growth Rate
2000-2010 Population: Annual Growth Rate (U.S. Census)	0.70%
2010-2020 Population: Annual Growth Rate (Esri)	0.71%
2020-2025 Population: Annual Growth Rate (Esri)	0.55%

Housing -LRPC Area 3

Housing Statistics



\$244,912

Median Home Value



\$9,043

Average Spent on Mortgage & Basics



\$813

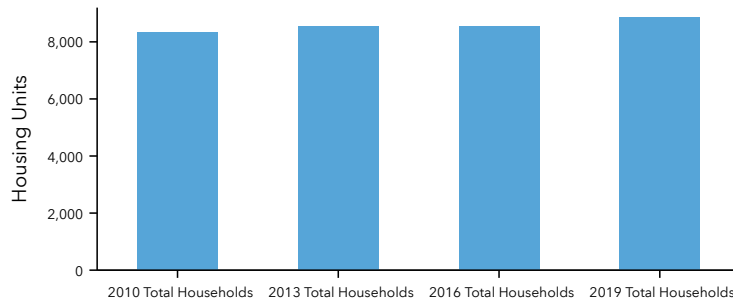
Median Contract Rent



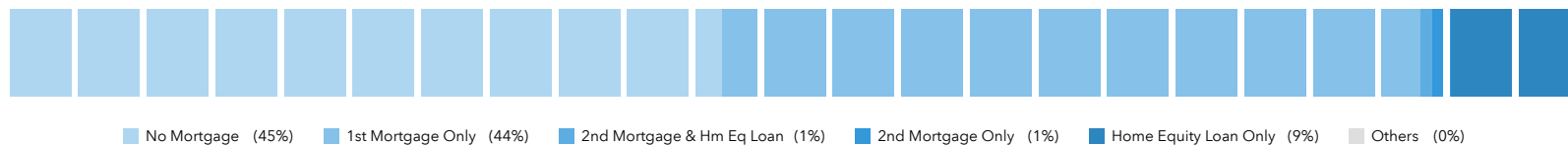
2.21

2020 Average Household Size (Esri)

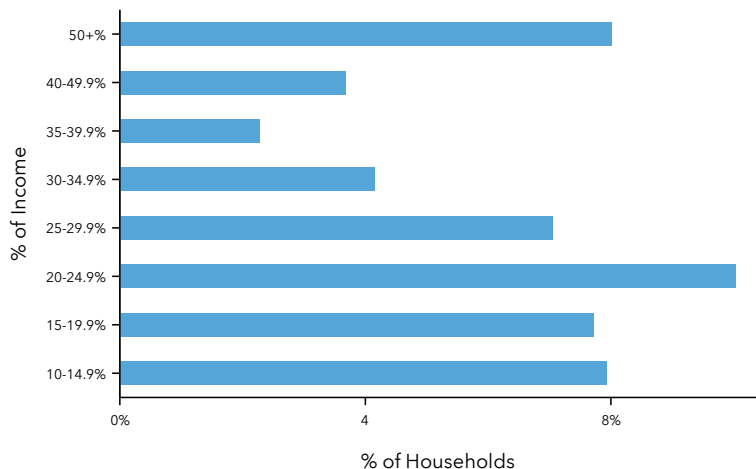
Total Households 2010 -2019



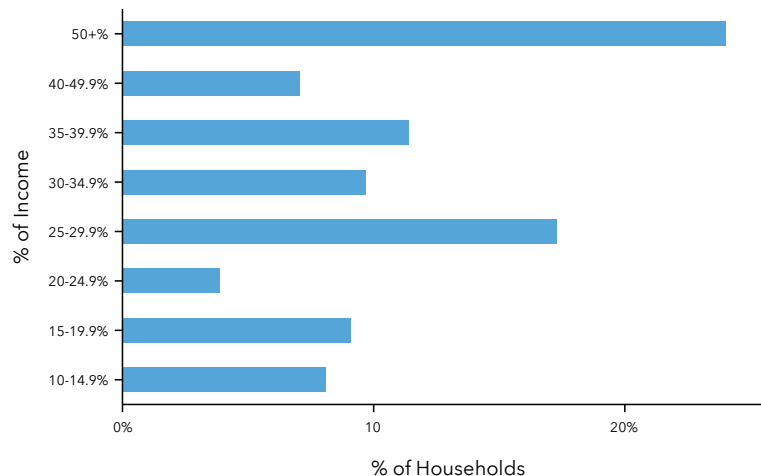
Mortgage Spectrum



Mortgage Payments as a % of Income



Rent as a % of Income



Income -LRPC Area 3

2020 HH Net Worth



\$136,170

Median Net Worth



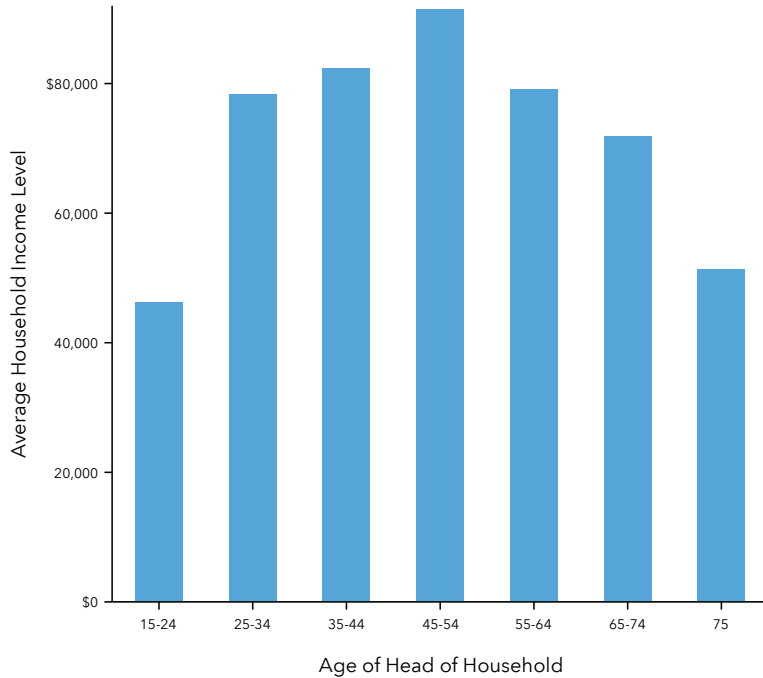
\$631,071

Average Net Worth

Income Statistics

	LRPC Area 3	Counties	States	Entire Country
		Carroll County	New Hampshire	United States
2020 Per Capita Income	\$33,266	\$35,902	\$39,400	\$34,136
2020 Median Household Income	\$54,457	\$58,380	\$75,181	\$62,203
2020 Average Household Income	\$74,662	\$80,744	\$98,779	\$90,054

2020 Income by Age



2020 Household Income

