

# Industry and Employment - LRPC Area 1

Industry Name	LRPC Area 1	Counties Belknap County	States New Hampshire	Entire Country United States
Health Care & Social Assistance	18%	16%	16%	15%
Retail Trade	15%	13%	11%	10%
Manufacturing	14%	11%	14%	11%
Educational Services	12%	10%	10%	10%
Construction	10%	10%	8%	7%
Public Administration	6%	5%	4%	5%
Accommodation & Food Services	5%	5%	4%	6%
Other Services (excl Public Administration)	4%	5%	4%	5%
Finance & Insurance	3%	4%	5%	5%
Professional/Scientific/Tech Services	3%	6%	8%	8%
Admin, Support, Waste Management Services	3%	4%	4%	4%
Wholesale Trade	2%	1%	2%	3%
Transportation & Warehousing	2%	2%	3%	5%
Agriculture, Forestry, Fishing, Hunting	1%	1%	1%	1%
Utilities	1%	0%	1%	1%
Information	1%	1%	2%	2%
Real Estate	1%	3%	2%	2%
Arts, Entertainment & Recreation	1%	1%	1%	2%
Mining, Quarrying, Oil & Gas Extraction	0%	0%	0%	1%
Management of Companies/Enterprises	0%	0%	0%	0%

## Employment



57%

White Collar



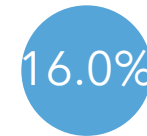
27%

Blue Collar



16%

Services



Unemployment Rate

## Businesses



1,804

Total Businesses



23,577

Total Employees



No High School Diploma



37%

High School Graduate



30%

Some College



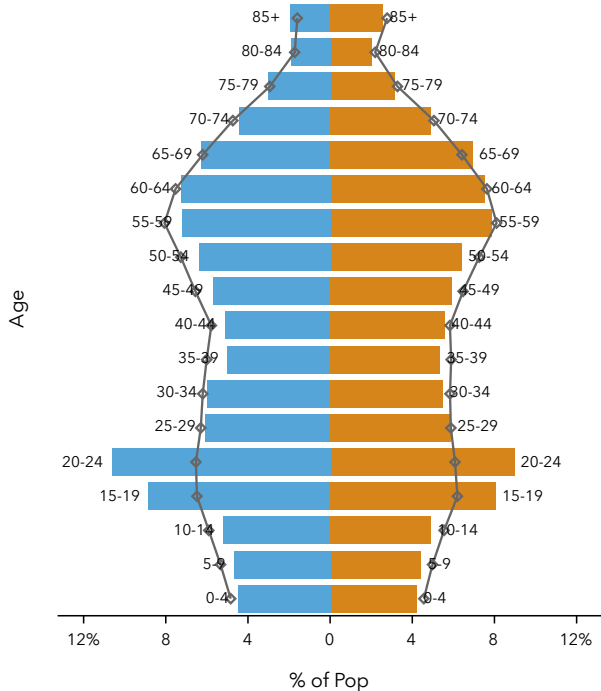
25%

Bachelor's/Grad/Prof Degree

## Educational Attainment

# Population and Age - LRPC Area 1

## Age Pyramid



Dots show comparison to New Hampshire

## Median Age




40.9

## Area Population

37,567

## 2020 Generational Makeup



## Tapestry Segments



Population Group	Growth Rate
2000-2010 Population: Annual Growth Rate (U.S. Census)	0.75%
2010-2020 Population: Annual Growth Rate (Esri)	0.74%
2020-2025 Population: Annual Growth Rate (Esri)	0.65%

# Housing -LRPC Area 1

## Housing Statistics



\$188,613

Median Home Value



\$8,469

Average Spent on Mortgage & Basics



\$729

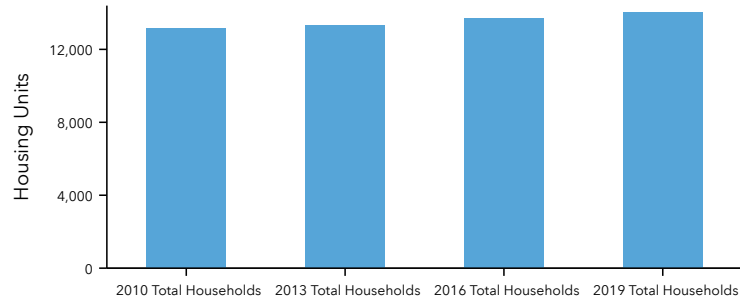
Median Contract Rent



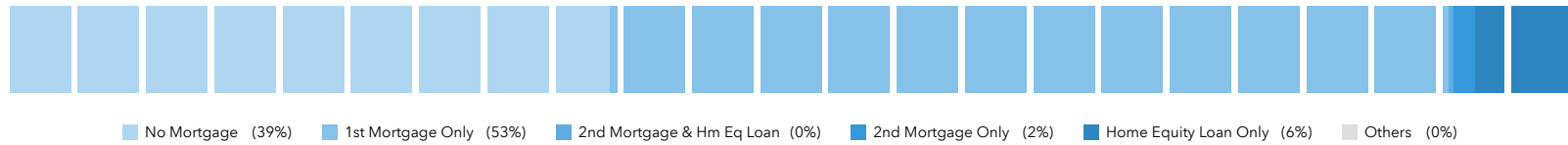
2.42

2020 Average Household Size (Esri)

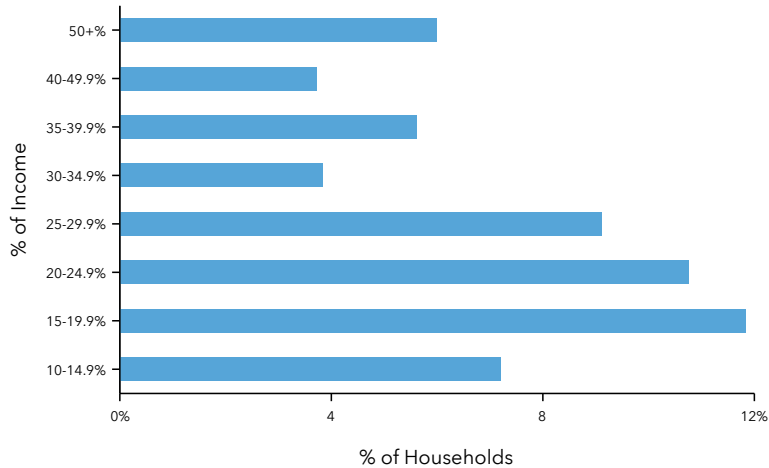
## Total Households 2010 -2019



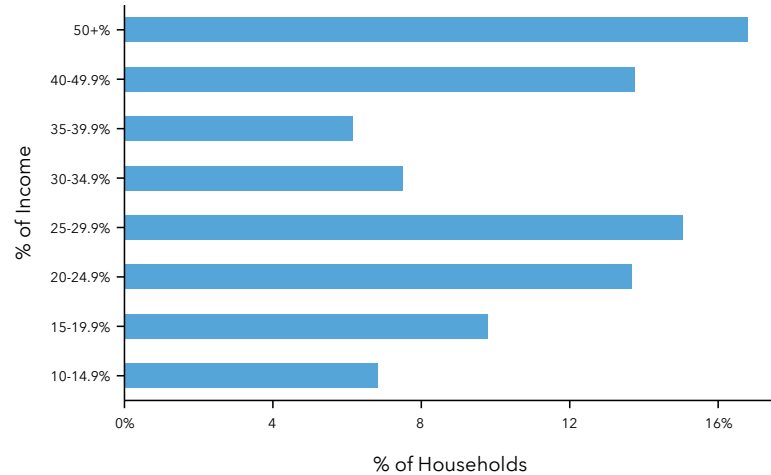
## Mortgage Spectrum



## Mortgage Payments as a % of Income



## Rent as a % of Income



# Income -LRPC Area 1

## 2020 HH Net Worth



\$104,149

Median Net Worth



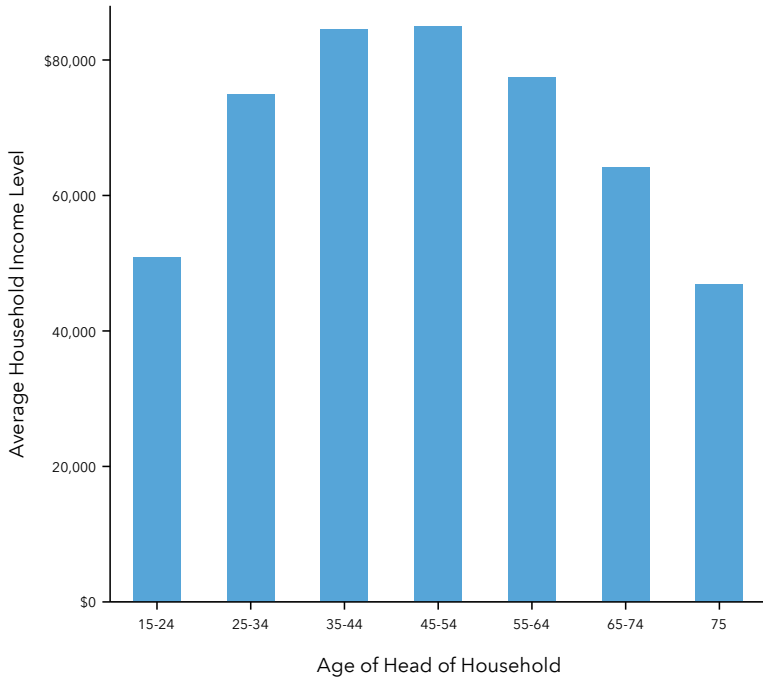
\$406,878

Average Net Worth

## Income Statistics

	LRPC Area 1	Counties Belknap County	States New Hampshire	Entire Country United States
2020 Per Capita Income	\$27,901	\$33,374	\$39,400	\$34,136
2020 Median Household Income	\$57,582	\$63,522	\$75,181	\$62,203
2020 Average Household Income	\$72,220	\$81,469	\$98,779	\$90,054

## 2020 Income by Age



## 2020 Household Income

